

Firefly Luciferin

Down the Rabbit Hole of Quirality
(no Quantum Madness today...)

Pathway inside *Photinus pyralis*

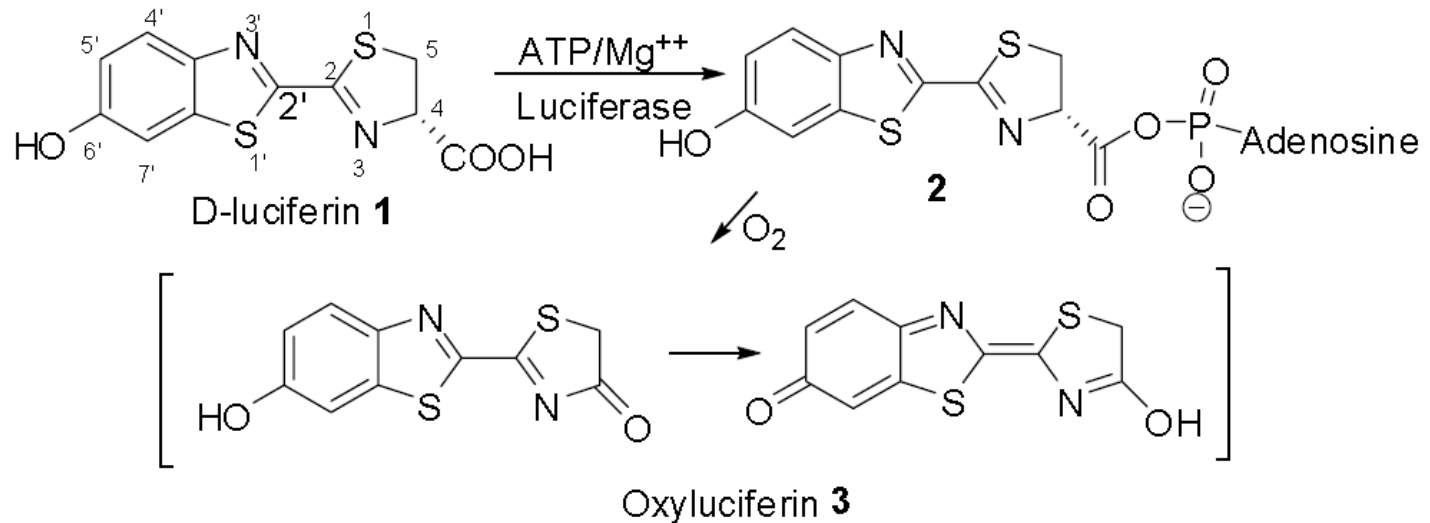


Figure 1. Luciferase-catalyzed transformation of D-luciferin (**1**) into oxyluciferin (**3**).

Notice that while luciferin is a chiral protein,
oxyluciferin is not.

How to Recycle oxyluciferin: pathway

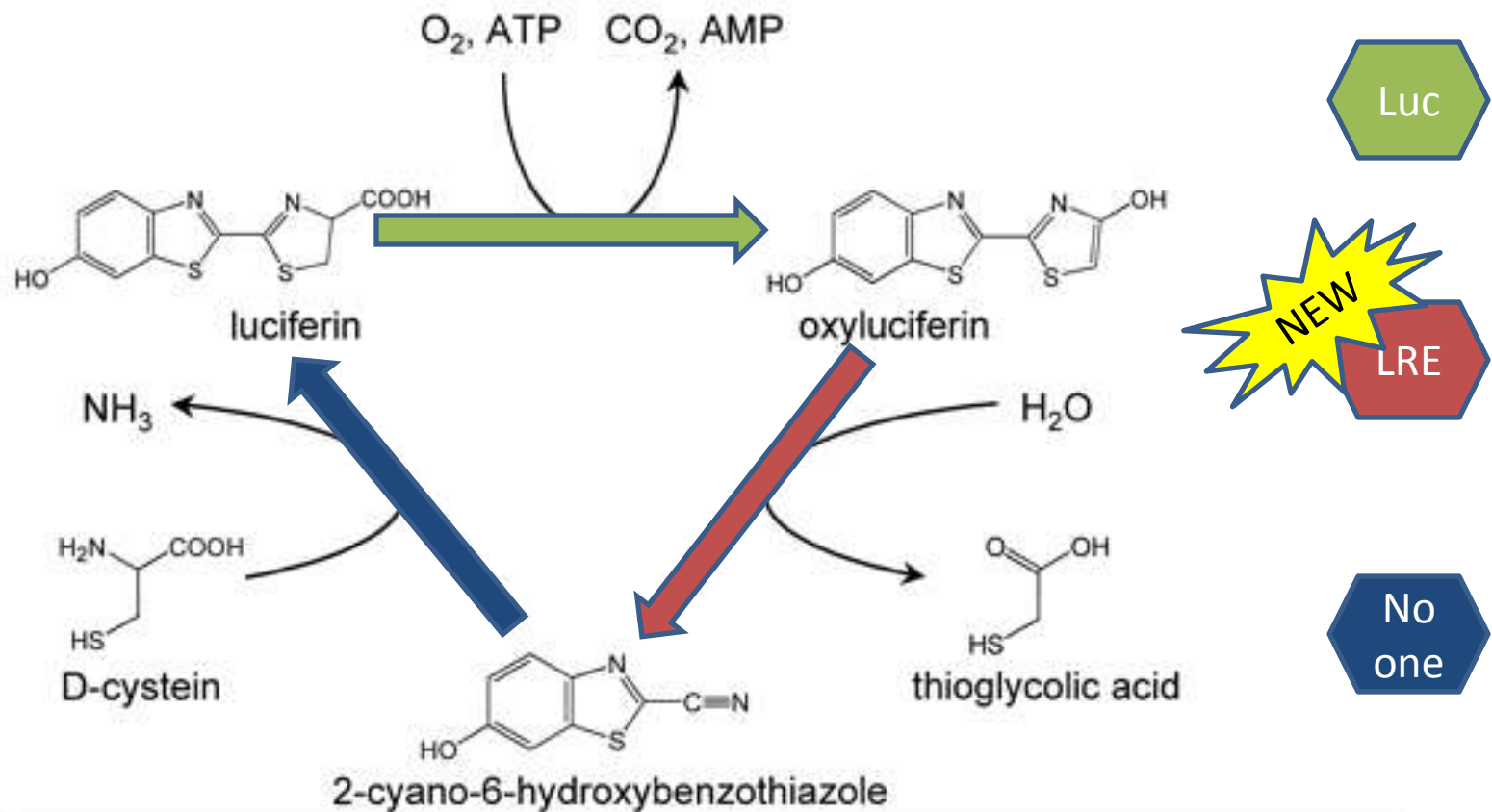


Figure 1

Luciferin recycling in the firefly.

How to Recycle oxyluciferin: enzyme

Meet:

Luciferine
Regenerating
Enzyme

```
1  ATGGGGCCAGTTGTTGAAAAAATTGCAGAACTTGGCAAGTATACGGTTGGAGAAGGTCCTCACTGGGATCATGAACTCAGACCTTATAT 90
   M G P V V E K I A E L G K Y T V G E G P H W D H E T Q T L Y
91  TTCGTCGACACCGTAGAGAAAACTTTTCATAAATATGTACCTTCTCAGAAAAATACACGTTTTGTAAAGTAGATAAACTGGTTTCTTTC 180
   F V D T V E K T F H K Y V P S Q K K Y T F C K V D K L V S F
181 ATTATTCCTTGTCTGGATCCCTGGCCGTTTTGTAGTCAGTTTGGAACTGAAATAGCCATTCTACATGGGATGGCGTTAGTGTGCA 270
   I I P L A G S P G R F V V S L E R E I A I L T W D G V S A A
271 CCTACAAGCATAGAAGCTATTGTTAATGTGCAACACACATTAATAACAGACTCAATGATGGCAAGCAGATCCGCTTGGCAATCTA 360
   P T S I E A I V N V E P H I K N N R L N D G K A D P L G N L
361 TGGACAGGTACAATGGCTATTGACGCTGGTCTCCCGTAGGACCGGTCCTGGCAGTTTATATCATTAGGGGCTGATAAAAAGGTAAAA 450
   W T G T M A I D A G L P V G P V T G S L Y H L G A D K K V K
451 ATGCACGAGAGCAACATAGCTATAGCAATGGGCTCGCGTGGAGTAATGATTTGAAGAAAATGATTATATTGATTCGGGGAAAAGAAGA 540
   M H E S N I A I A N G L A W S N D L K K M Y Y I D S G K R R
541 GTAGACGAGTACGATTATGATGCTTCTACATTATCCATCAGCAATCAACGGCCATTATTACTTTTGAAGCATGAAGTGCCCTGGATAT 630
   V D E Y D Y D A S T L S I S N Q R P L F T F E K H E V P G Y
631 CCAGATGGTCAAACAATTGATGAGGAGGTAATTTATGGGTTGCCGTTTCCAGGACAGCGAATTATTAATCAGTACCCAACAACCG 720
   P D G Q T I D E E G N L W V A V F Q G Q R I I K I S T Q Q P
721 GAAGTGTACTGGATACCGTAAAAATACCAGATCCTCAGGTCACCTCTGTAGCATTGGCGGTCCGAATTTGGATGAAGTGCATGTAACA 810
   E V L L D T V K I P D P Q V T S V A F G G P N L D E L H V T
811 TCTGCTGGTCTTCAGCTTGACGACAGTCTTTAGACAAAAGTTAGTTAATGGGCAGCTACAGAGTAACAGGTTTAGGCGTCAAGGT 900
   S A G L Q L D D S S L D K S L V N G H V Y R V T G L G V K G
901 TTCGCGGAGTTAAAGTGAAGCTATGA 927
   F A G V K V K L *
```

Figure 6

Nucleotide sequence of A-LRE cDNA and deduced amino acid sequence. The N-terminal and partial amino acid sequences determined by Edman degradation are *boxed* and *underlined*, respectively.

in *Photinus pyralis* ergo:

- Sustainable reconversion reaction of oxyluciferin into D-luciferin.
- Quirality of D-luciferin donated by D-cysteine.
- With L-cysteine, oxyluciferin becomes L-luciferine.
- However, only D-luciferin has luminescent properties!
- Ergo: we need either D-cysteine or D-luciferin

Enter Magic Enzyme

- Magic Enzyme will stereoisomerically bio-inverse L-luciferin into D-luciferin
- Magic Enzyme will be simple and cheap
- Magic Enzyme will be coded by a few genes
- Magic Enzyme will be expressable in E. coli
- Magic Enzyme won't have complexities...
- Does Magic Enzyme exist?

A Voice from Beyond

- *“We previously reported that in the presence of ATP, Mg²⁺ and CoA, firefly luciferase exhibits coenzyme A ligase (CoA-ligase) activity on L-luciferin in vitro, but not on D-luciferin, to give luciferyl-CoA”*

Magic Quirality Conversion

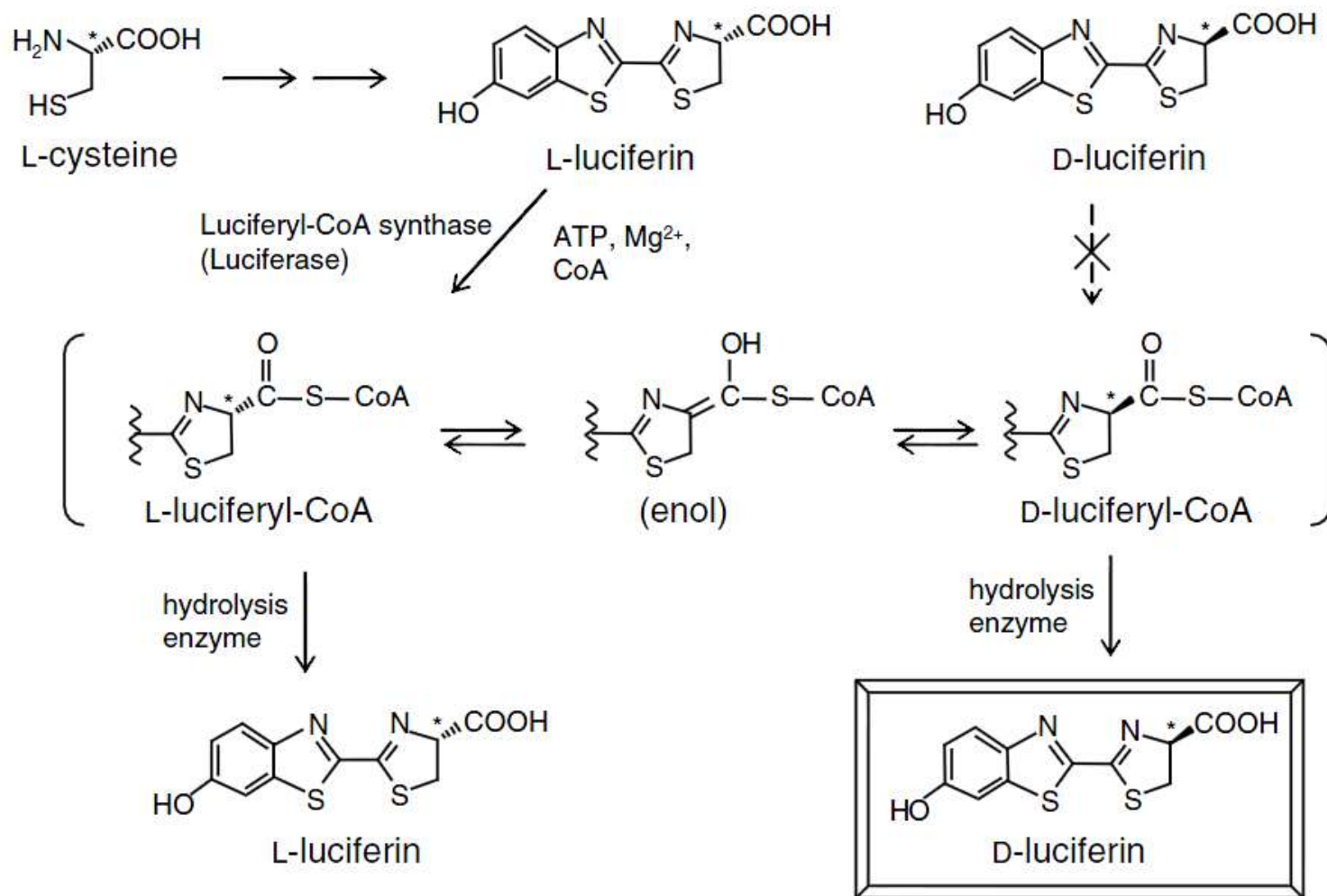


Fig. 5. Proposed biosynthetic pathway of D-luciferin. L-luciferin is produced from natural L-cysteine. L-Luciferin is converted into L-luciferyl-CoA that is easy to racemize by enolization. Hydrolysis of D-luciferyl-CoA gives the bioluminescent substrate, D-luciferin.

The Prestige

- Magic enzyme is Luciferase!
- *“Lembert first reported the light production from L-luciferin and proposed that L-luciferin was racemized to give D-luciferin and it was effectively stimulated by the addition of pyrophosphate. This racemization is an in vitro reaction of luciferase in the absence of CoA. In the presence of CoA, L-luciferin is readily converted into luciferyl-CoA.”*

Huh?!

- Initial medium inoculation with D-luciferin
- Luciferase takes D-luciferin, produces oxyluciferin
- Oxyluciferin is transformed into L-luciferin via action of LRE with L-cysteine
- L-luciferin is transformed into D-luciferin through Luciferase action

So:

- We CAN use *Photinus pyralis* luciferase
- Suggested red-shifted mutant: Ser284Thr
shines at 615nm

Sources

Special Issue Reviews and Accounts

ARKIVOC 2009 (i) 265-288

D-Luciferin, derivatives and analogues: synthesis and *in vitro/in vivo* luciferase-catalyzed bioluminescent activity

Giuseppe Meroni, Mehdi Rajabi and Enzo Santaniello*

Department of Medicine, Surgery and Dentistry and Centre of Molecular and Cellular Imaging (IMAGO), Facoltà di Medicina e Chirurgia, Università degli Studi di Milano
c/o Ospedale S. Paolo - Via A. di Rudini, 8- 20142 Milano, Italy
E-mail: enzo.santaniello@unimi.it

Protein Engineering, Design & Selection vol. 18 no. 12 pp. 581-587, 2005
Published online October 21, 2005 doi:10.1093/protein/gz066

A set of multicolored *Photinus pyralis* luciferase mutants for *in vivo* bioluminescence applications

Elyse Shapiro¹, Connie Lo² and François Baneyx^{1,2,3}

Departments of ¹Chemical Engineering and ²Bioengineering, University of Washington, Box 351750, Seattle, WA 98195-1750, USA

³To whom correspondence should be addressed.
E-mail: baneyx@u.washington.edu

doi:10.1016/j.ab.2005.07.015 | How to Cite or Link Using DOI

Copyright © 2005 Elsevier Inc. All rights reserved.

➤ Permissions & Reprints

Red- and green-emitting firefly luciferase mutants for bioluminescent reporter applications

Bruce R. Branchini^a, , , Tara L. Southworth^a, Neelum F. Khattak^a, Elisa Michelini^b and Aldo Roda^b

^aDepartment of Chemistry, Connecticut College, New London, CT 06320, USA

^bDepartment of Pharmaceutical Sciences, University of Bologna, Via Belmeloro 6, Bologna 40126, Italy

Received 4 May 2005. Available online 8 August 2005.

The Journal of Biochemical Chemistry
© 2002 by The American Society for Biochemistry and Molecular Biology, Inc.

Vol. 276, No. 24, Issue of September 26, pp. 10000-10013, 2001
Printed in U.S.A.

Oxyluciferin, a Luminescence Product of Firefly Luciferase, Is Enzymatically Regenerated into Luciferin*

Received for publication, June 15, 2001, and in revised form, June 27, 2001
Published, JBC Papers in Press, July 16, 2001, DOI 10.1074/jbc.M105520000

Keiko Gomi and Naoki Kajiyama¹

From the Research and Development Division, Kikkoman Corporation, Noda-shi, Chiba 278-0037 Japan

FEBS Letters 580 (2006) 5283-5287

Stereoisomeric bio-inversion key to biosynthesis of firefly D-luciferin

Kazuki Niwa^{a,b}, Mitsuhiro Nakamura^c, Yoshihiro Ohmiya^{a,c}

^a Research Institute for Cell Engineering, National Institute of Advanced Industrial Science and Technology (AIST), Japan

^b National Metrology Institute of Japan, National Institute of Advanced Industrial Science and Technology (AIST), Japan

^c Integrated Research Institute, Tokyo Institute of Technology, Japan

Received 6 June 2006; revised 7 August 2006; accepted 30 August 2006

Available online 11 September 2006

Edited by Judit Ovadi